

HAMILTON / COUNTED

Accountability Through Data.





Table of Contents

3	A Message from Mayor Wamp
4-5	Crime in Hamilton County
6-7	Victim Services
8-9	Substance Misuse and Overdoses
10	Homelessness and Health
11-12	Sources





A Message from Mayor Wamp



“Embracing a data-driven philosophy will help us understand the core challenges facing our community.”

Each statistic in this report represents a distinct story and a family whose lives have been forever changed. While much of this data is sobering, it is important for leaders in our community to confront the difficult reality of crime, drug abuse, and homelessness in order for Hamilton County to reach its potential.”

Crime in Hamilton County



Hamilton County Crime Rates

Per Capita is number of crimes per 10,000 residents.

East Ridge data is not available for 2022; therefore, it has been subtracted from the 2023 data and the population has been adjusted to accurately compare per capita rates.

JANUARY 1 - OCTOBER 31 2022 AND 2023	HAMILTON COUNTY Pop. 352,746 ^[1]				
	CRIME ^[2]	2022	Per Capita	2023	Per Capita
AGGRAVATED ASSAULT	1455	41.25	1436	40.7	-1.31%
AUTO BURGLARY	2818	79.89	2162	61.3	-23.28%
AUTO THEFT	1274	36.12	1152	32.7	-9.58%
BURGLARY	1185	33.59	1025	29.1	-13.50%
MURDER	27	0.77	26	0.7	-3.70%
RAPE	141	4.00	133	3.8	-5.67%
ROBBERY	209	5.92	179	5.1	-14.35%
TOTALS:	7109	201.53	6113	173.3	-14.01%

Hamilton County Crime Rates ^[3] January 1 - October 31					
Crime Category	2022 Crime Count	2022 Crime Rate	2023 Crime Count	2023 Crime Rate	Percent Change
Violent Crime*	1832	51.9	1774	50.3	-3.17%
Property Crime**	5277	149.6	4339	123.0	-17.78%

Crime in Hamilton County



Breakdown of Crime by Municipality^[2]

Per Capita is number of crimes per 10,000 residents.

JANUARY 1 - OCTOBER 31 2022 AND 2023	UNINCORPORATED HAMILTON COUNTY Includes Lakesite and Walden Pop. 121,334				CHATTANOOGA Pop. 184,086				COLLEGEDALE Pop. 11,255			
	CRIME	2022	2023	Per Capita	% Change	2022	2023	Per Capita	% Change	2022	2023	Per Capita
AGGRAVATED ASSAULT	165	181	14.9	9.70%	1217	1175	63.8	-3.45%	18	18	16.0	0.00%
AUTO BURGLARY	183	141	11.6	-22.95%	2524	1930	104.8	-23.53%	34	24	21.3	-29.41%
AUTO THEFT	114	95	7.8	-16.67%	1118	1011	54.9	-9.57%	12	4	3.6	-66.67%
BURGLARY	164	121	10.0	-26.22%	934	825	44.8	-11.67%	29	23	20.4	-20.69%
MURDER	2	0	0.0	-100.00%	22	24	1.3	9.09%	2	2	1.8	0.00%
RAPE	32	10	0.8	-68.75%	102	114	6.2	11.76%	5	3	2.7	-40.00%
ROBBERY	6	9	0.7	50.00%	197	168	9.1	-14.72%	1	1	0.9	0.00%
TOTALS:	666	557	45.9	-16.37%	6114	5247	285.0	-14.18%	101	75	66.6	-25.74%

JANUARY 1 - OCTOBER 31 2022 AND 2023	EAST RIDGE ^[3] Pop. 21,936				LOOKOUT MTN Pop. 2,070				RED BANK Pop. 11,959			
	CRIME	2022	2023	Per Capita	% Change	2022	2023	Per Capita	% Change	2022	2023	Per Capita
AGGRAVATED ASSAULT	-	60		0.00%	0	0	0.0	0.00%	35	38	31.8	8.57%
AUTO BURGLARY	-	93		0.00%	1	9	43.5	800.00%	35	28	23.4	-20.00%
AUTO THEFT	-	52		0.00%	0	0	0.0	0.00%	16	29	24.2	81.25%
BURGLARY	-	47		0.00%	1	1	4.8	0.00%	32	19	15.9	-40.63%
MURDER	-	1		N/A	0	0	0.0	0.00%	0	0	0.0	0.00%
RAPE	-	11		0.00%	0	1	4.8	N/A	1	2	1.7	100.00%
ROBBERY	-	5		0.00%	0	0	0.0	0.00%	5	1	0.8	-80.00%
TOTALS:	-	269		-	2	11	53.1	450.00%	124	117	97.8	-5.65%

JANUARY 1 - OCTOBER 31 2022 AND 2023	SIGNAL MTN Pop. 8,883				SODDY DAISY Pop. 13,159			
	CRIME	2022	2023	Per Capita	% Change	2022	2023	Per Capita
AGGRAVATED ASSAULT	0	1	1.1	N/A	20	23	17.5	15.00%
AUTO BURGLARY	9	6	6.8	-33.33%	32	24	18.2	-25.00%
AUTO THEFT	0	0	0.0	0.00%	14	13	9.9	-7.14%
BURGLARY	1	4	4.5	300.00%	24	32	24.3	33.33%
MURDER	0	0	0.0	0.00%	1	0	0.0	-100.00%
RAPE	0	0	0.0	0.00%	1	3	2.3	200.00%
ROBBERY	0	0	0.0	0.00%	0	0	0.0	0.00%
TOTALS:	10	11	12.4	10.00%	92	95	72.2	3.26%

Victim Services



Partnership
for Families, Children and Adults

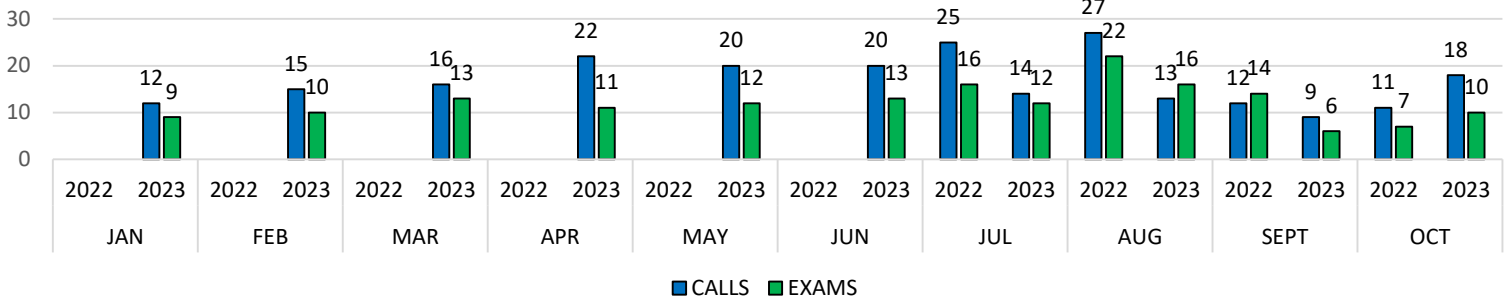
All data provided by the Partnership for Families, Children, and Adults.

Sexual Assault exams are reflective of assaults that occurred in Hamilton County. Hotline calls for Sexual Assault and Domestic Violence came from Hamilton County residents.

SEXUAL ASSAULT		
CUMULATIVE CALLS AND EXAMS		
JULY - OCTOBER		
YEAR	CALLS	EXAMS
2022	75	59
2023	54	44

Sexual Assaults: Hotline Calls and Exams ^[1]

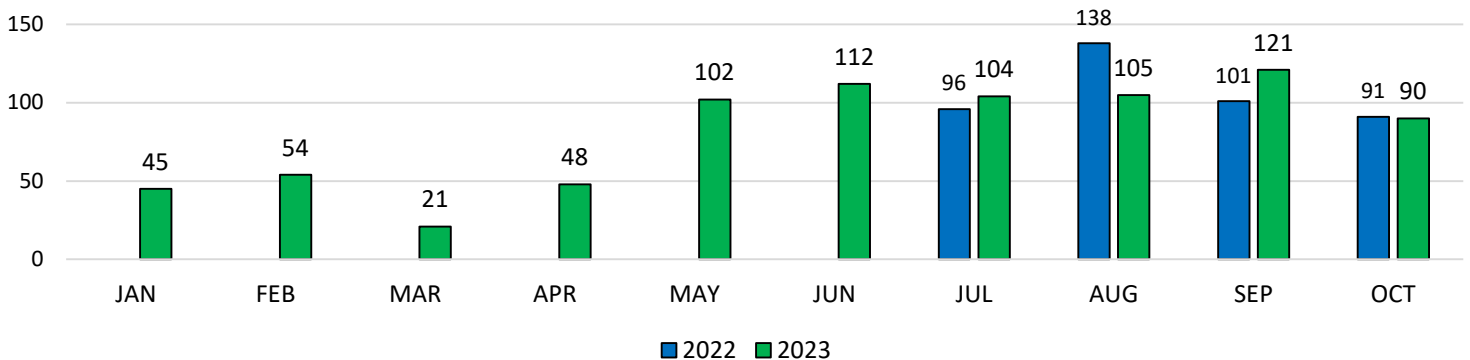
Partnership began tracking their data differently in 2022; therefore, some 2022 data is not available.



DOMESTIC VIOLENCE	
CUMULATIVE CALLS	
JULY - OCTOBER	
YEAR	CALLS
2022	426
2023	420

Domestic Violence 24/7 Hotline Calls from Hamilton County Residents

Partnership began tracking their data differently in July 2022; therefore, some 2022 data is not available.



24/7 Crisis Hotline
423-755-2700

Crisis Text Line
423-356-3620

Partnership's 24/7 Sexual Assault and Domestic Violence Crisis Hotline is completely confidential.



Victim Services

All referrals received by the CAC come from the Department of Children's Services or law enforcement through Hamilton County.^[2]

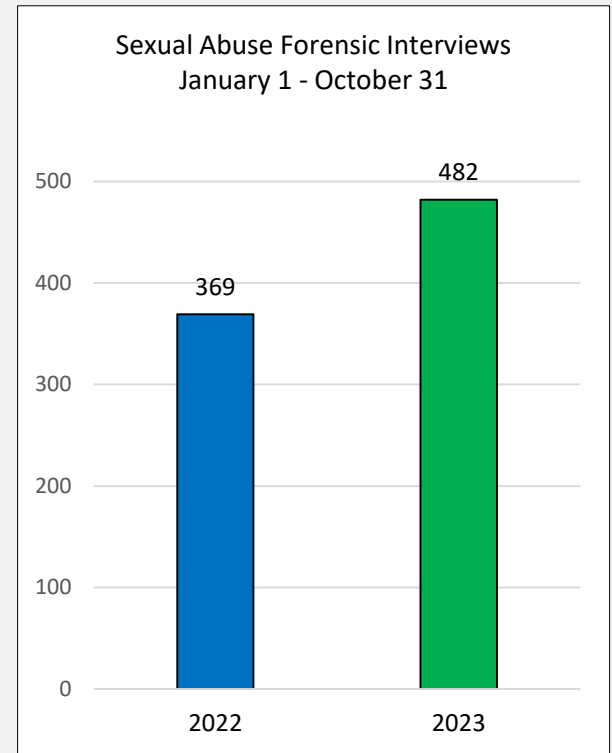
**Child Abuse
Reporting Hotline
877-237-0004**

Every child with an allegation is taken in for a forensic interview, but not all are recommended for a medical exam. Sometimes, the child may not be dealing with acute abuse, but an incident that occurred years ago, which might not qualify for an exam.

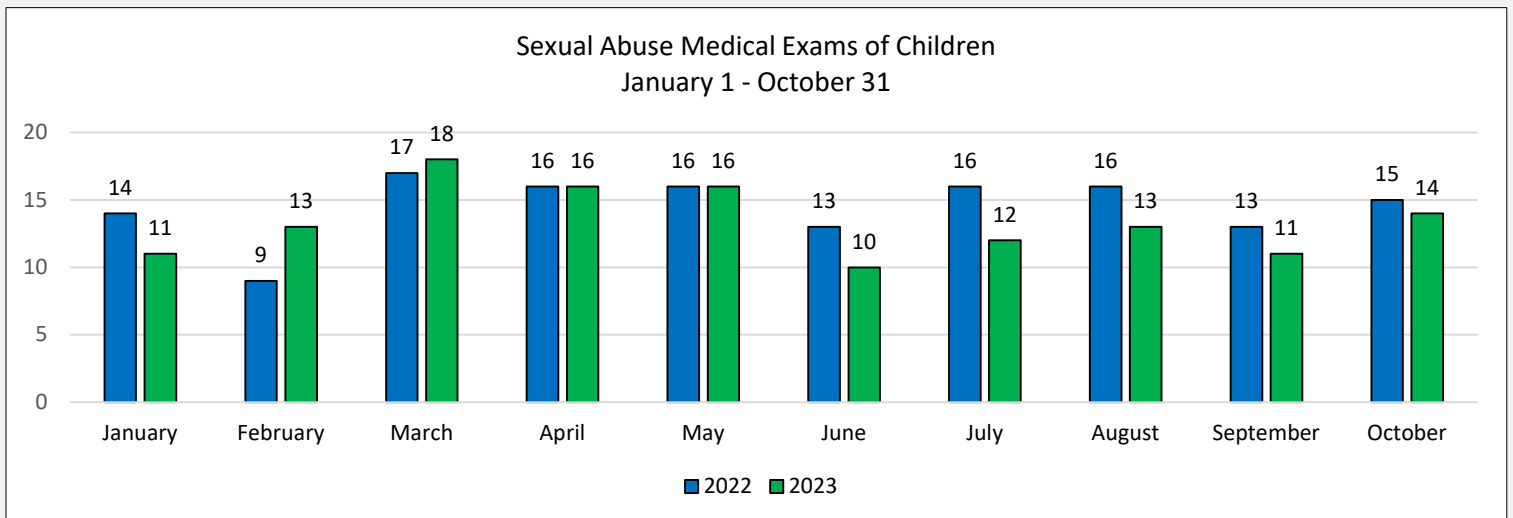
Reasons children are forensically interviewed include drug exposure, physical abuse, severe lack of supervision, sexual abuse, severe medical maltreatment, and witness to violence.^[3]

80% of children interviewed in 2023 were for sexual abuse.

TOTAL FORENSIC INTERVIEWS	
JAN 1 - OCT 31	
2022	2023
452	606

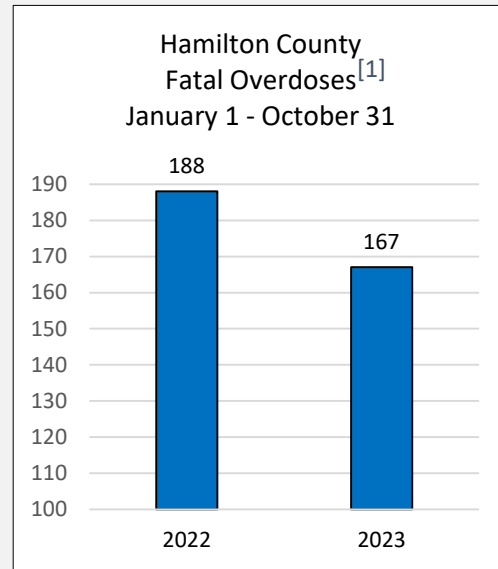
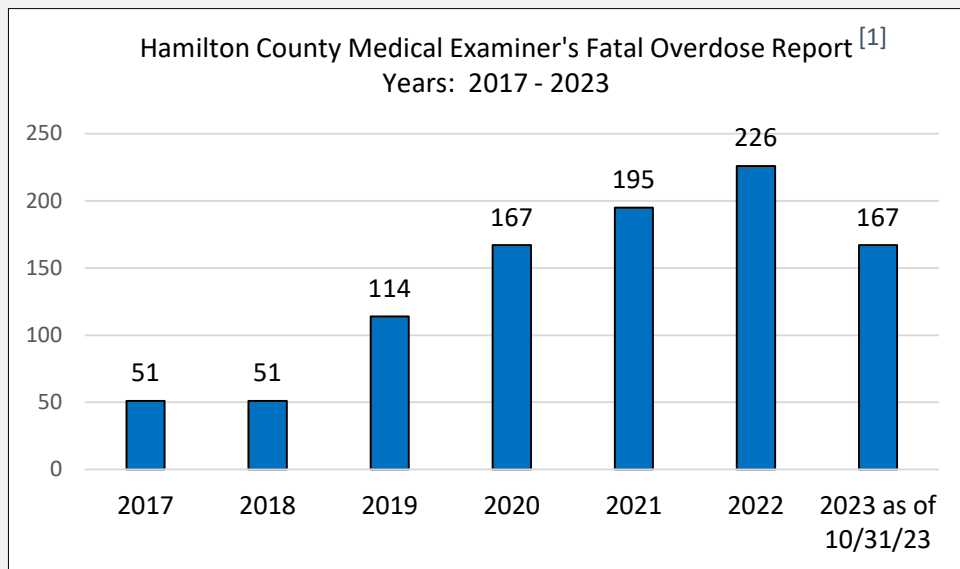


TOTAL SEXUAL ABUSE EXAMS	
JAN 1 - OCT 31	
2022	2023
145	134

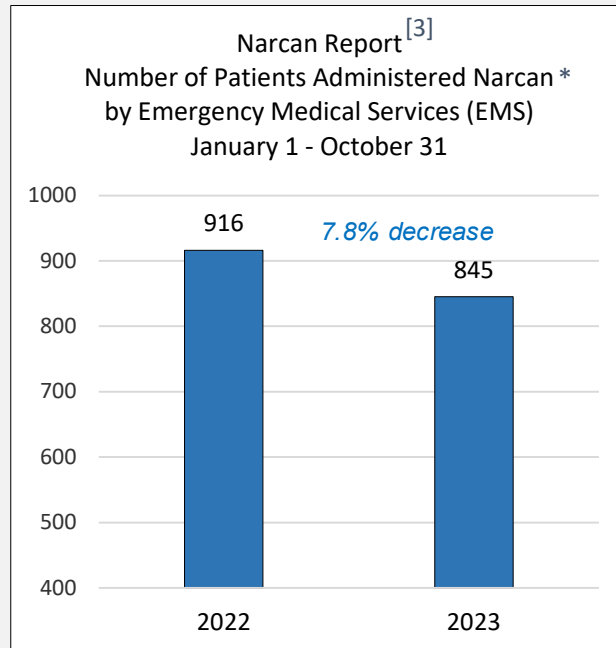
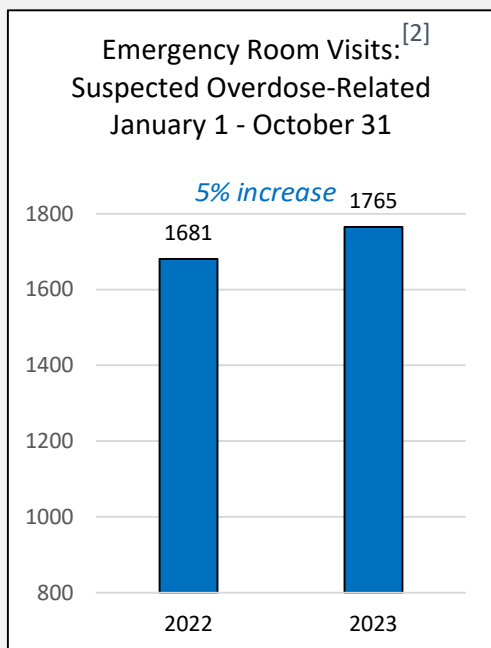
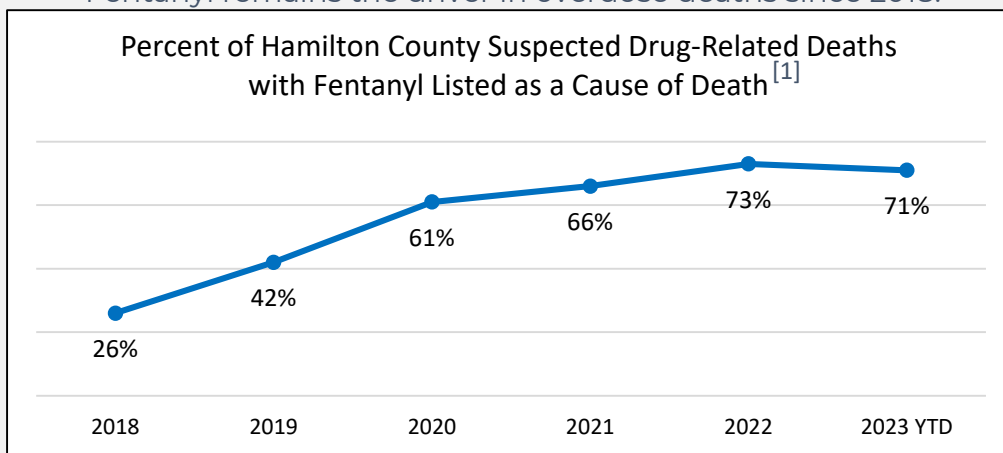


Substance Misuse and Overdose Trends

Hamilton County had almost 6 times more fatal overdoses than murders this year.

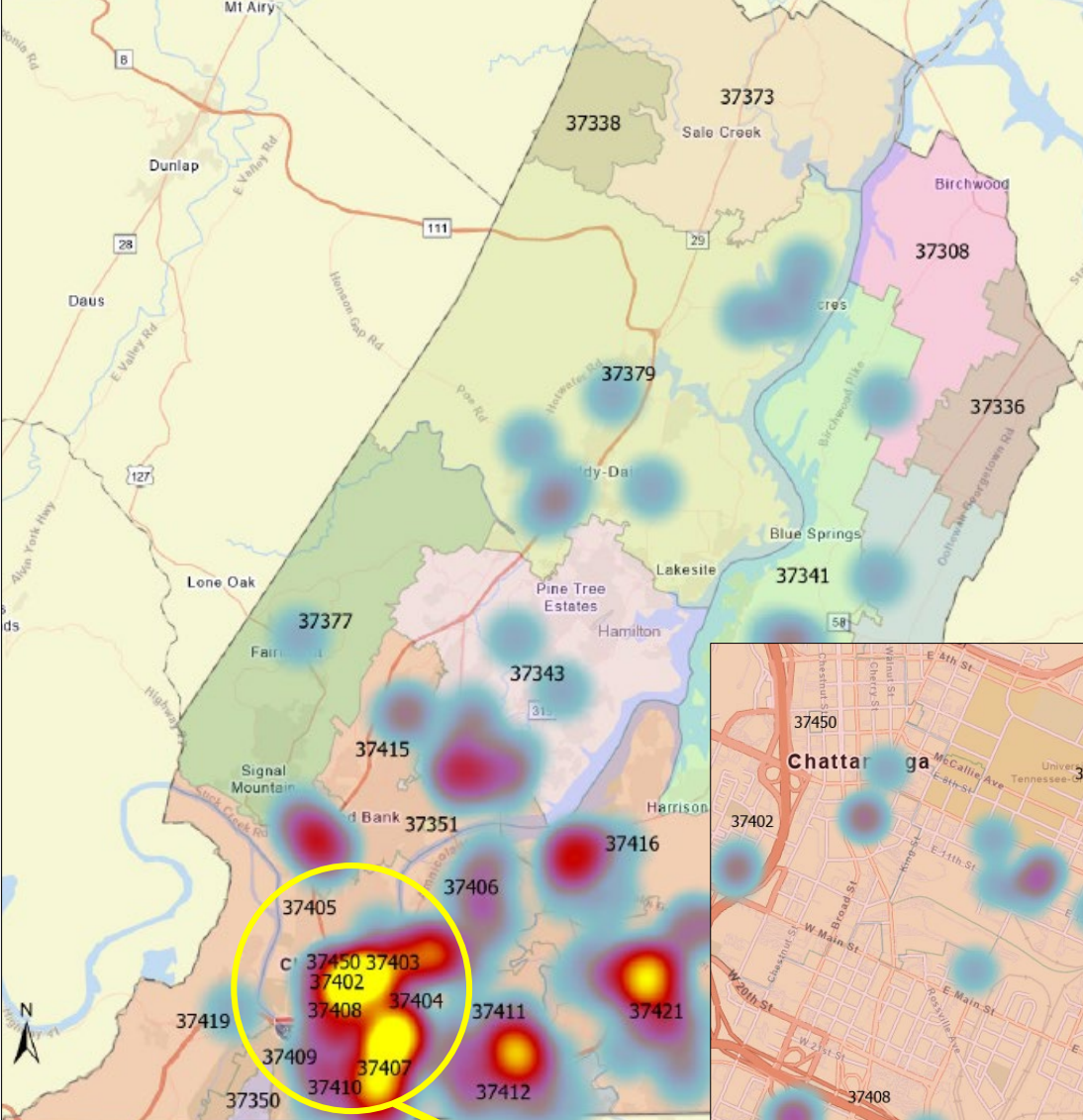


Fentanyl remains the driver in overdose deaths since 2018.



Substance Misuse and Overdose Trends

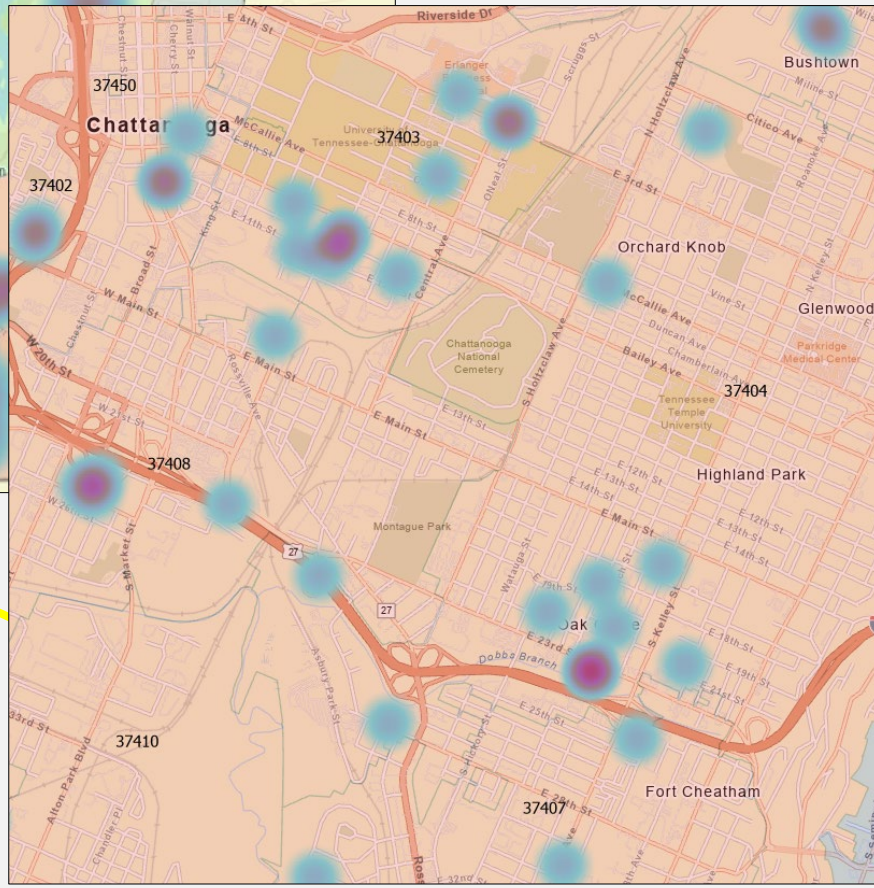
HAMILTON COUNTY
Fatal Overdoses - Heat Map
January 1 - October 31, 2023



Heat maps are used to show concentration of geographical patterns rather than quantity.

The zip code 37407, commonly known as the East Lake area, has the highest concentration of fatal overdoses incidents this year so far.

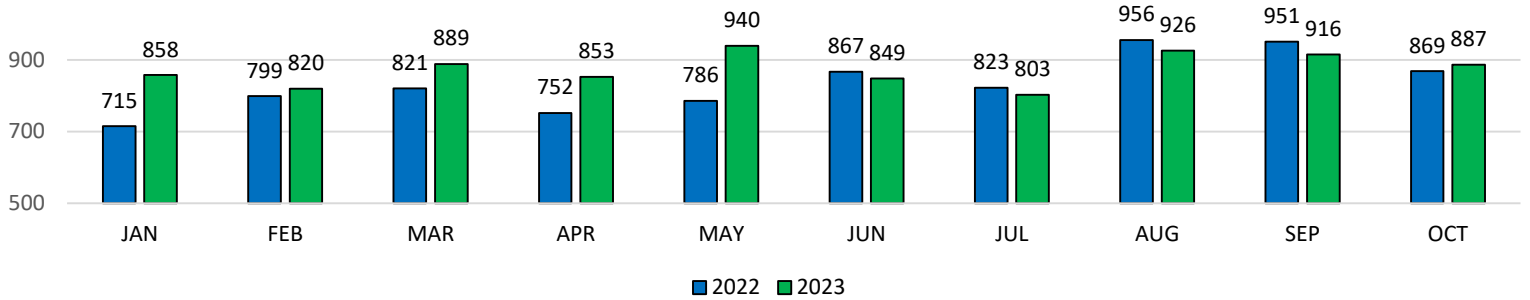
Another highly dense area of fatal overdose incidents includes 37421, the East Brainerd and Hickory Valley area.



Homelessness And Health



Hamilton County Homeless Health Care Center ^[1]
Patients by Month



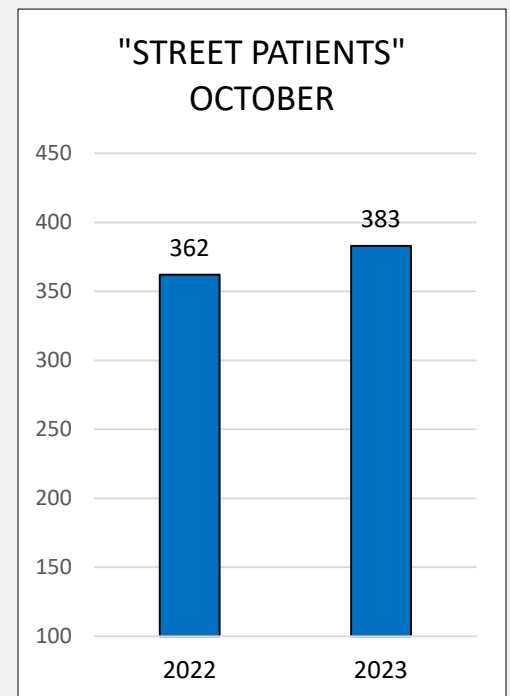
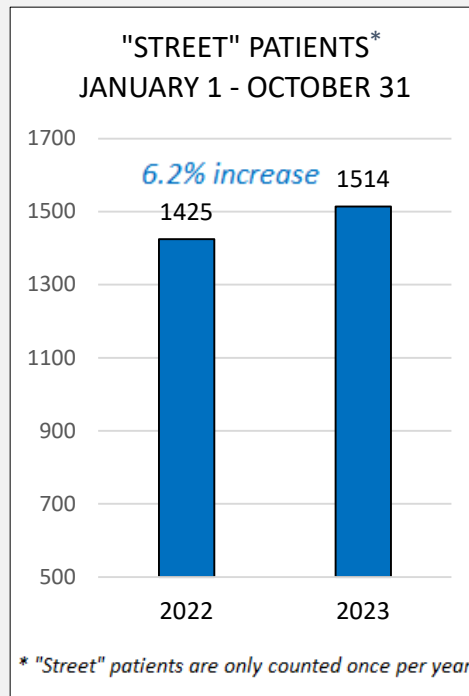
CUMULATIVE PATIENTS	
JAN 1 - OCT 31	
2022	2023
3,796	3,836
<i>Cumulative patients are only counted once per year.</i>	

The highest number of clinic visits amongst our Homeless population are due to Tobacco Use Disorder, Smoke and Tobacco Use Cessation, and Hypertension.

43% of the patients served in October this year were from the street.

General Services Provided by the Homeless Health Care Center:

- Primary Medical Care for homeless people of all ages, including preventative and acute care and chronic disease management
- Dental Services
- Medical and Social Services Outreach
- Intensive Outpatient Substance Abuse Treatment
- General Case Management
- Behavioral Health Referrals



Sources

CRIME IN HAMILTON COUNTY

[1] - Population is a current estimate from <https://www.census.gov/quickfacts/hamiltoncountytennessee>. All populations are an estimation. Hamilton County population, less East Ridge (21,936) is 352,746.

[2] - All crime data provided by the respective Hamilton County municipal agency using their Records Management System. 2023 data is considered "operational" and subject to change.

* Violent Crimes: The FBI's Uniform Crime Reporting (UCR) Program defines violent crimes as those offenses that involve force or threat of force and is composed of four offenses: murder, rape, robbery, and aggravated assault.

Source: <https://ucr.fbi.gov/crime-in-the-u.s/2019/crime-in-the-u.s.-2019/topic-pages/violent-crime>

** Property Crimes: The FBI's Uniform Crime Report (UCR) Program includes the offenses of burglary, larceny-theft, motor vehicle theft, and arson. The object of the theft-type offenses is the taking of money or property, but there is no force or threat of force against the victims.

Source: <https://ucr.fbi.gov/crime-in-the-u.s/2019/crime-in-the-u.s.-2019/topic-pages/property-crime#:~:text=Definition,of%20force%20against%20the%20victims.>

Part 1 Crime is defined by the National Uniform Crime Reporting Program and refers to serious crime that occur with regularity in all areas of the country and are likely to be reported to police. Part 1 violent crimes include homicide, rape, robbery, and aggravated assault. Part 1 property crimes include burglary, theft, and auto theft.

Source: <https://ucr.fbi.gov/crime-in-the-u.s/2019/crime-in-the-u.s.-2019/topic-pages/offense-definitions>

[3] - East Ridge Police Department changed Records Management Systems in August 2022; therefore, 2022 data is not available and will not be included in crime rates.

VICTIM SERVICES

[1] - Sexual assault exams are counted by the county in which the assault occurred, not necessarily where the victim lives.

[2] - The following child maltreatment data counts children as 18 years old and younger.

[3] - A child may disclose more than one type of violence but are categorized by the type of violence from their initial intake from the Department of Children's Services.

SUBSTANCE MISUSE AND OVERDOSES

[1] - Fatal overdose data provided by the Hamilton County Medical Examiner's Office and the Hamilton County Health Department's Epidemiologists. You can find the epidemiologists overdose surveillance reports here:

<https://health.hamiltontn.org/en-us/communityhealth/overdoseprevention.aspx>

There may be additional suspected drug-related death data reported over this time period in subsequent reports as data is finalized.

Drug-related deaths are those deaths that the Hamilton County Health Department receives from the Hamilton County Medical Examiner's Office with a cause of death listed as an acute overdose or a death resulting from chronic drug abuse.

Acute overdose deaths are those deaths in which the Hamilton County Medical Examiner listed drugs (either an overdose or a toxicity) as a primary cause of death or contributing cause of death on the death certificate and in the medical examiner report. The Medical Examiner determines the cause of death and contributing cause of death following a thorough investigation, including (as appropriate): scene investigation, medical records review, external examination, autopsy, histology, and postmortem toxicology reports. Some deaths may have substances listed on the toxicology report in concentrations that are not high enough to result in or contribute to a death, and are therefore, not a cause of death; in these cases, these deaths do not count as an acute overdose death.

Chronic drug abuse deaths are those deaths in which the cause of death is due to chronic substance abuse and the individuals did not overdose at the time of death.

Jurisdiction: Currently, the Hamilton County Medical Examiner Office (which is also the Southeast Tennessee Regional Forensic Center) primarily handles deaths that occur within Hamilton County with occasional cases referred from adjoining counties. Those referred cases do not count in the Hamilton County statistics. Individuals who are injured or overdose in other counties, transported to a medical facility in Hamilton County and die in Hamilton County, will have their death certificate done by the Hamilton County Medical Examiner Office. Those cases are included in Hamilton County statistics. The converse also holds: an injury or overdose occurring in Hamilton County, with death in a different county or state, will be included in that jurisdiction's statistics, not Hamilton County.

[2] - Non-fatal data: All non-fatal overdose-related emergency department visits from Hamilton County hospitals were included in this data, regardless of the patient's county of residence. Data was pulled from ESSENCE - NSSP using the CDC All Drug Overdose (version 2) query, which includes relevant ICD-10-CM codes, ICD-9-CM codes, SNOMED codes, and relevant terms in the chief complaint free text field.

There may be additional suspected nonfatal overdose-related emergency department visit data reported over this time period in subsequent reports as data is finalized.

[3] - Hamilton County Emergency Medical Services (EMS) NARCAN data provided by EsoSuite.

* "Narcan is the brand name for naloxone, the medication designed to reverse an opioid overdose. This means that it attaches to opioid receptors and reverses and blocks the effects of other opioids. Naloxone can quickly restore normal breathing to a person if their breathing has slowed or stopped because of an opioid overdose. But, naloxone has no effect on someone who does not have opioids in their system, and it is not a treatment for opioid use disorder. Examples of opioids include heroin, fentanyl, oxycodone (OxyContin®), hydrocodone (Vicodin®), codeine, and morphine." Source: *National Institute on Drug Abuse; National Institutes of Health; U.S. Department of Health and Human Services.* <https://nida.nih.gov/publications/drugfacts/naloxone>

Sources

HOMELESSNESS AND HEALTH

[1] - Hamilton County's Homeless Health Care Center data provided by eClinicalWorks from the Hamilton County Health Department.

* Homelessness Housing Status Definitions

Homeless Shelter – Patients who are living in an organized shelter for individuals experiencing homelessness. Shelters that generally provide meals and a place to sleep are regarded as temporary and often limit the number of days or the hours of the day that a resident may stay at the shelter.

Transitional Housing – Transitional housing units are generally small units (six people is common) where people transition from a shelter and are provided extended, but temporary, housing stays (generally between 6 months and 2 years).

Doubled Up – Patients who are living with others. The arrangement is considered to be temporary and unstable, though a patient may live in a succession of such arrangements over a protracted period.

Street – Patients who are living outdoors, in a vehicle, in an encampment, in makeshift housing/shelter, or in other places generally not deemed safe or fit for human occupancy.

Permanent Supportive Housing – Permanent supportive housing usually is in service-rich environments, does not have time limits, and may be restricted to people with some type of disabling condition.

Other – Patients who were housed when first seen during the year and were no longer homeless, but who were still eligible for the program because they experienced homelessness during the previous 12 months.

Unknown – Patients known to be experiencing homeless whose housing arrangements are unknown.

Table of Contents page photos contributed by J. Adams. J. Adams fell in love with photography as a student at the Baylor School. Two decades later he has found both passion and peace through visual storytelling. He has been a creative professional for over 15 years; managing social media platforms, videography, graphic design, photography, and other digital media needs for numerous civic and nonprofit clients throughout the southeast. He currently serves as the City of Chattanooga's Creative Media Specialist.

Message from Mayor Wamp page photo contributed by Hamilton County employee and local photographer, Shelia Cannon.

Hamilton Counted created by Senior Data Analyst Jennifer Baggett